




Second Semester (Academic year 1447/1448)

Week 15 Worksheet

Answer Key

Level	2	Name	
Subject	Math	Class	2/.....

Question (1): Choose the correct time

1		A	12:15	B	3:12	C	3:00	D	12:00
2		A	10:00	B	10:35	C	3:40	D	2:30
3		A	10:00	B	2:15	C	3:55	D	8:45

4



A

9:00

B

4:30

C

2:35

D

9:20

5



A

3:40

B

4:00

C

3:30

D

8:20

6



A

3:15

B

1:15

C

2:00

D

5:25

7



A

11:00

B

5:55

C

11:25

D

6:30