


Second Semester of the Academic Year 1447-2025





Worksheet (11)

Level	2	Name	
Subject	Science	Class	



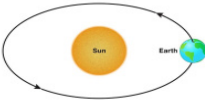

First: Circle the correct answer for each of the following.

1	Which of these is a true statement about the Summer season?		
A	The days are cooler	B	The days are longer and hotter.
C	The Earth stops rotating.		
2	How long does it take for the Earth to complete one full rotation?		
			
A	One day (24 hours)	B	One year (365 days)
C	One month		

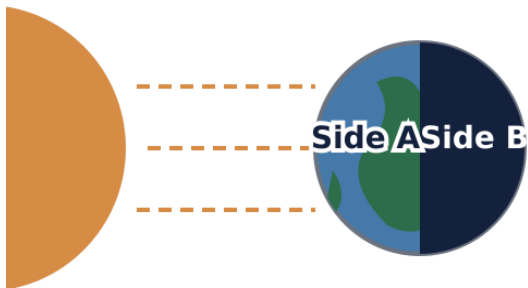
Second: Read the sentences. Write (T) if it is True. Write (F) if it is False.

Sentence	True (T) or False (F)
<p>1. Spring, Summer, Fall, and Winter keep repeating.</p> <div style="display: flex; justify-content: space-around;">   </div> <div style="display: flex; justify-content: space-around;">   </div>	
<p>2. Earth is constantly spinning, even when we are asleep.</p> 	
<p>3. The Sun  moves around the Earth.</p>	

Third: Match each sentence with the correct.

No.	Q.		A.	Highlight the correct answer
1	A time of year with its own special weather.	A		<input type="checkbox"/> A <input type="checkbox"/> B <input type="checkbox"/> C <input type="checkbox"/> D
2	Rotation (The spinning movement of the Earth)	B	<p>Winter</p> 	<input type="checkbox"/> A <input type="checkbox"/> B <input type="checkbox"/> C <input type="checkbox"/> D
3	The coldest season in the year.	C	<p>Orbit</p> 	<input type="checkbox"/> A <input type="checkbox"/> B <input type="checkbox"/> C <input type="checkbox"/> D
4	The path Earth follows as it moves around the Sun.	D	<p>Season</p> 	<input type="checkbox"/> A <input type="checkbox"/> B <input type="checkbox"/> C <input type="checkbox"/> D

Fourth: Day and Night Diagram



Look at the diagram above. Which side of the Earth is experiencing daytime? And which side of the Earth is experiencing nighttime?

.....

.....